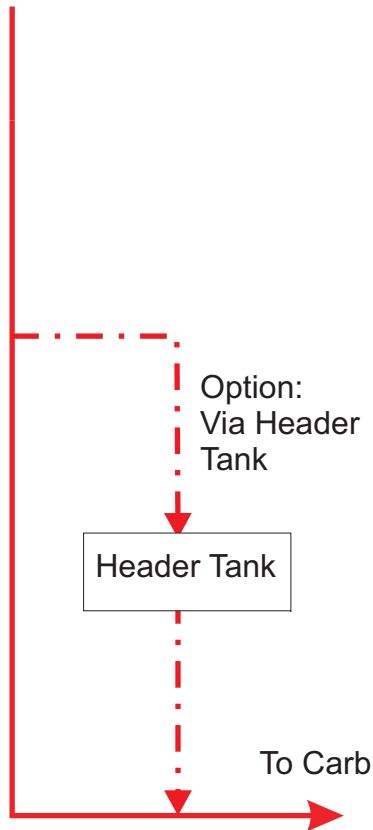


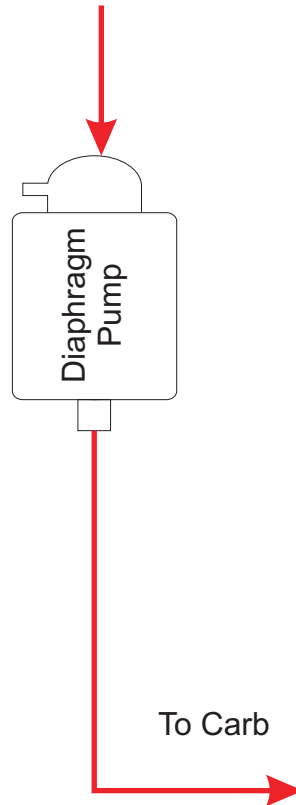
Only technical information released by Rotec should be considered sound. Many third party opinions found on the internet are grossly inaccurate.
 Technical Support Email: rotecengineering@bigpond.com

Option 1 Gravity feed



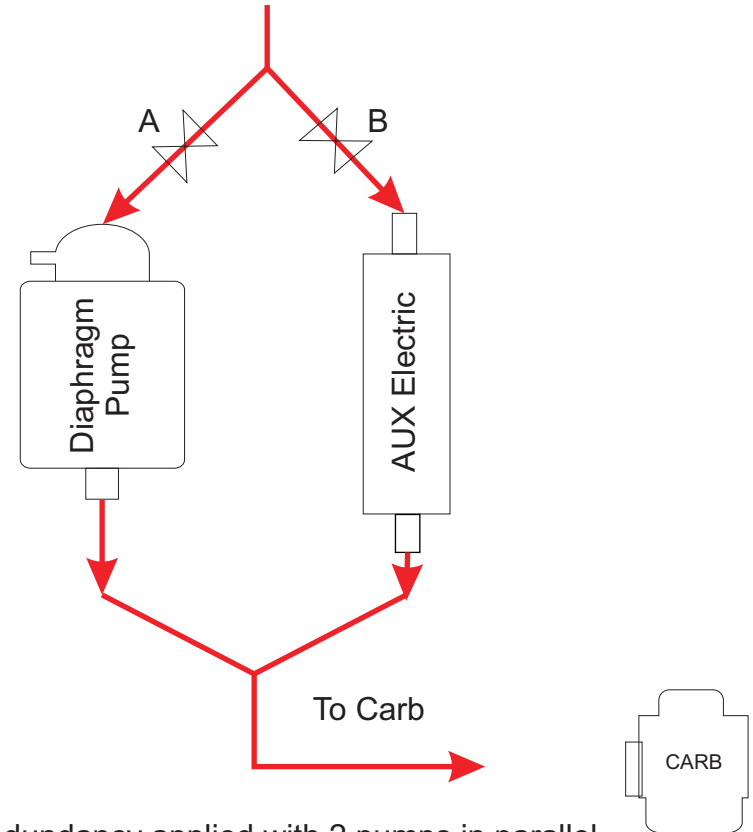
Restrictions Apply:
 Please Refer to:
Gravity feed to Bing carb limiting factors causing negative pressure. Employing a header tank helps in avoiding the problem

Option 2 Standard through diaphragm pump



Standard Configuration using the engines diaphragm fuel pump

Option 3 Through diaphragm pump and Aux Electric Pump IN PARALLEL



Redundancy applied with 2 pumps in parallel. Diaphragm pump is the default option. On failure the Auxiliary electrical pump is employed Via a switch opening valve B, The switch being wired to opening/closing in an either A or B but not both at the same time for the same flow condition.